o

p

/

-
-
-
-
- /
-
-
-
-

•	
• GIS CT	
•	

•

AC220V 50Hz

0 1200V 5KVA 20A

0 1000A

≤0.5%

0.01 300Ω

≤1.0%

5 500VA

≤0.5% ±

1—99.9min

0.1min

CT ≤25000A/5A 5000A/1A

≤0.5%

PT ≤500KV

≤0.5%

10 40 ≤. %

2

5.1

±

±

1 : 1

2

——

——

——

——

——

——

——P1 P2

——S1 S2

——K1 K2

.

7.1 [illegible]

7.2 [illegible]

. CT

8.1 CT

“ ”

1

0—20A

0—1200V

2

5

“ ”

“ ”

4 “ ”

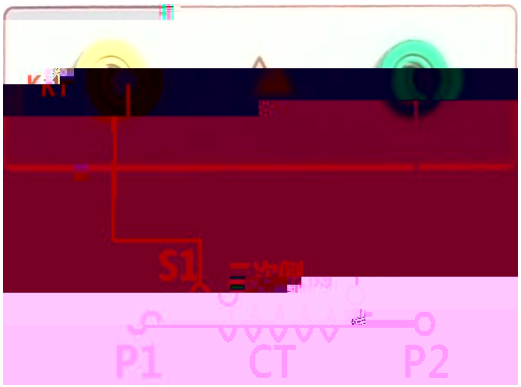

10

“ ” “

” 10

“ ”

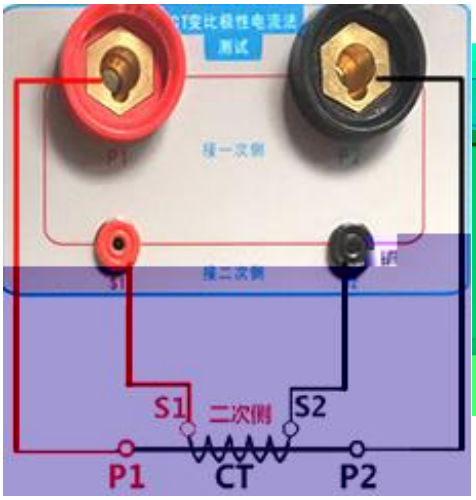

13 CT

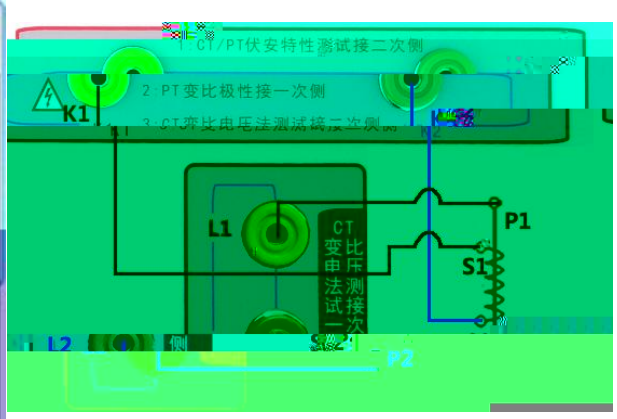

14 CT

8.2.2

1

“ ” “ ”

2

14 CT **L1 L2** CT

K1 K2 “

”

“ ”

“ ” “

” “ ”

L1 CT P1 S1 CT K1

8.3 CT

CT

“ ” “ ” “ ”

“ ” “ ”

1

“ ” “ ” “ ”

15

CT 0 25000A

5A/1A

25

2

13 CT

18 CT P1 P2 CT

“ ”

(0 200A: 10 200A 300A

2 ; 300A 3)

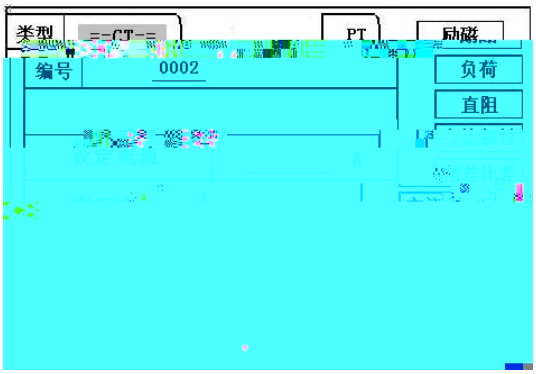

CT 18 CT

8.5 CT

1

“ ” 19

0 1200V

2

“ ”

“ ”

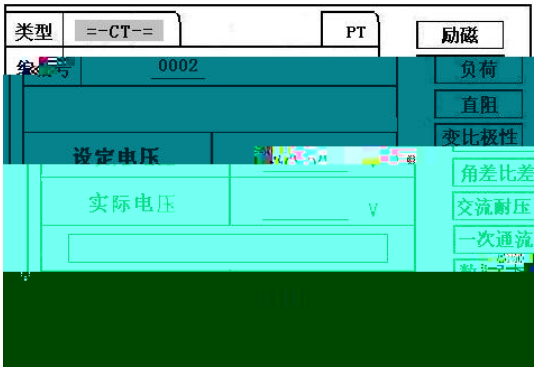

19 CT

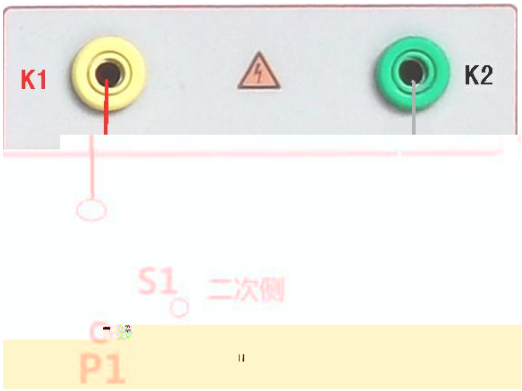

20 CT

8.6 CT

1

“ ”

2

22

“ ”

“ ” “

” “ ”

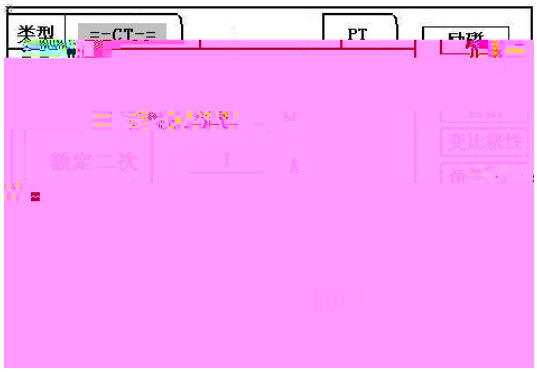

21 CT

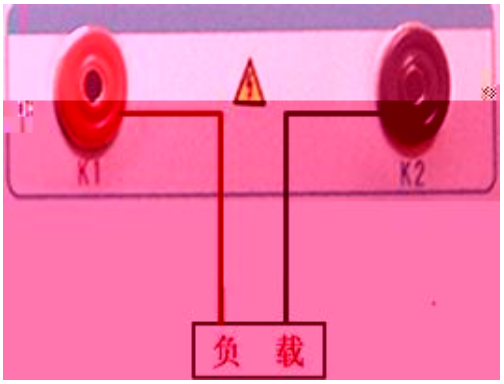

22 CT

8.7

1

“ ”

“ ”，

24 “

”

2

25 D1 D2

“ ”

“ ” “ ” “ ”



23

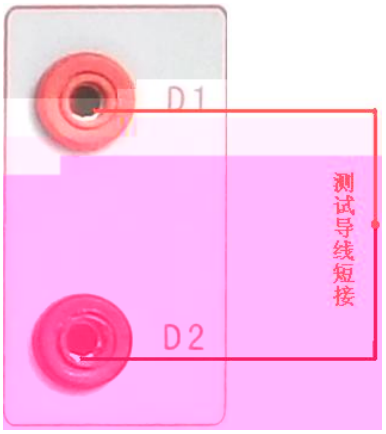

24

25

8.8 CT

“ ”

1

0—20A

0—1200V

1A　5A

2

27

“ ”



26

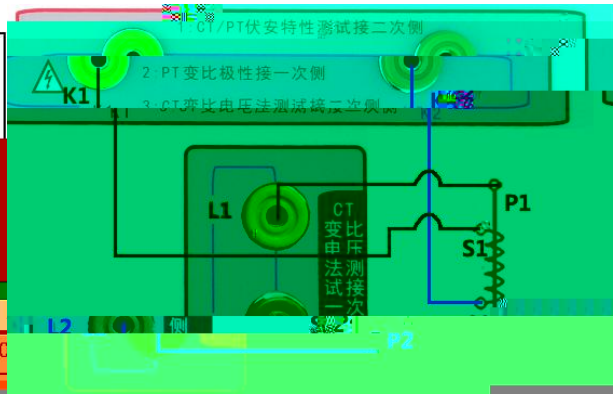

27

. PT

1 PT

1)

“ ”

0 20A

√

2

29

“ ”

“ ”

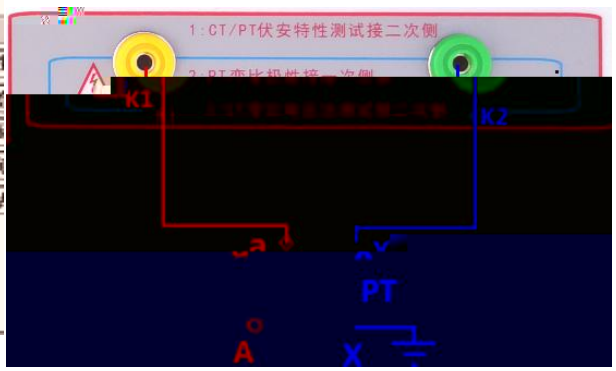

28 PT

29 PT

3 PT

8 CT

0

3 PT

1

√

25

31 PT K1 K2 CT a x

“ ”

“ ”

“ ”

“ ”

9

PT 3

PT

–

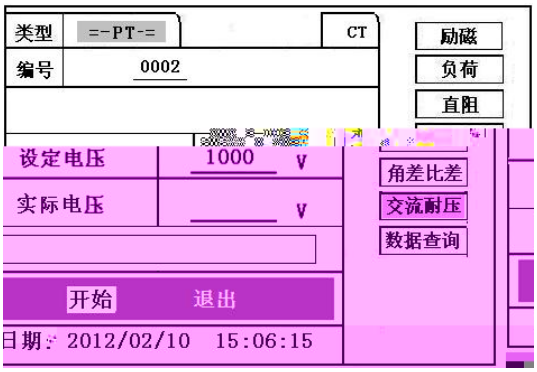

34 PT

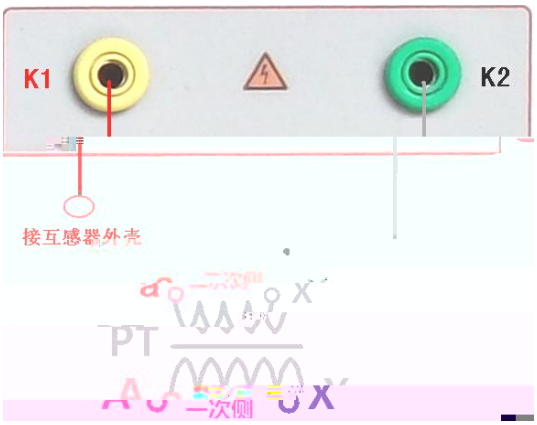

35 PT

6 PT

1

“ ”

√

2

37

“ ”

“

” “ ” “ ”

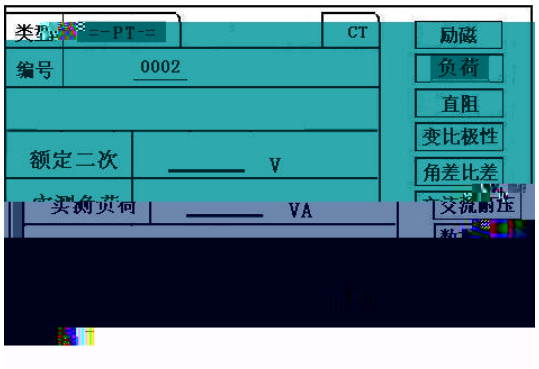

36 PT

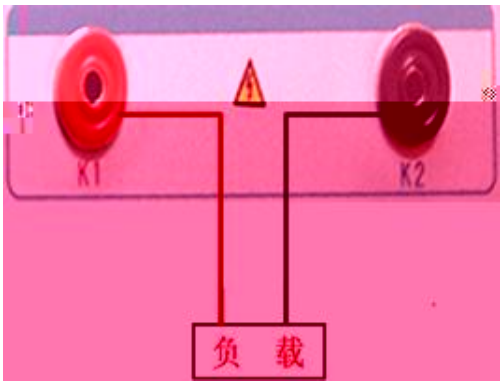

37 PT

7

14 CT

•

“ ”

“ ” “ ” “ ” “ ” “ ” “ ”

39

“ ” “ ” “ ” “ ” “ ”

U “ USB ” 39 “ ”

U 2

“ ”

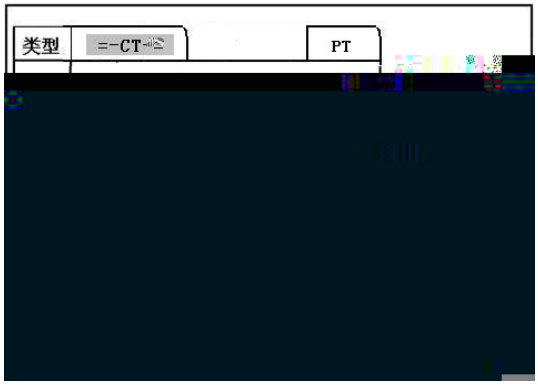

38



39

. PC

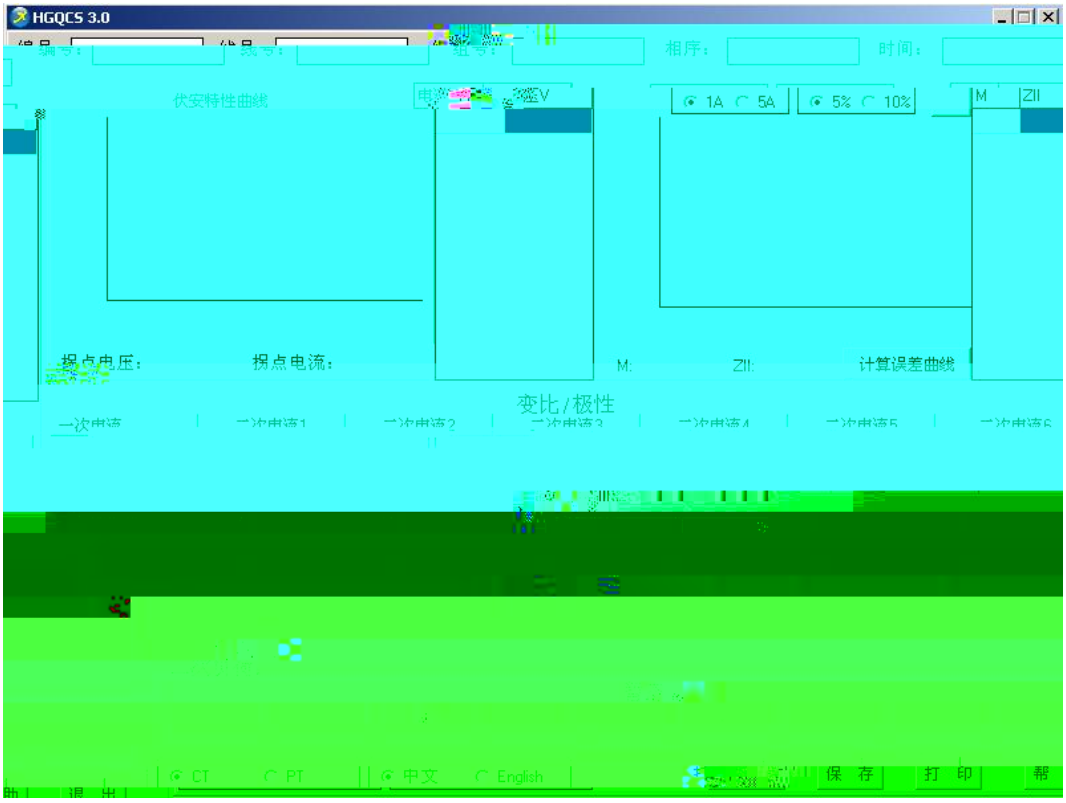
HGQCS 3.0
相序：
时间：
伏安特性曲线
1A
5A
5%
10%
M
ZII
拐点电压：
拐点电流：
M:
ZII:
计算误差曲线
变比/极性
CT
PT
中文
English
保 存
打 印
帮

40

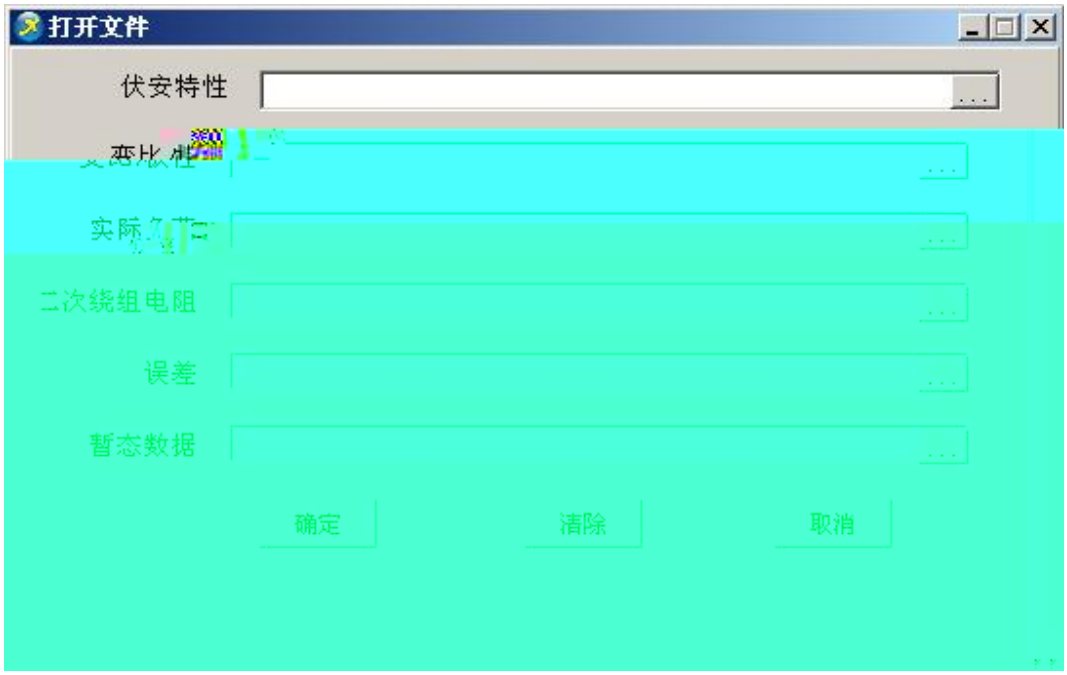
打开文件
伏安特性
实际负荷
二次绕组电阻
误差
暂态数据
确定
清除
取消

41


HGQCS 3.0
变比/极性
一次电流
二次电流1
二次电流2
二次电流3
二次电流4
二次电流5

42


编号：0105
线号：
组号：
相序：
日期：13/10/31
伏安特性曲线
电流 A
电压 V
M
Z
1A 5A
5% 10%

43

. “ ” CT

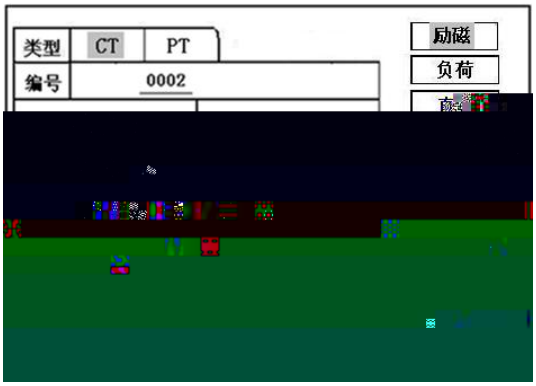



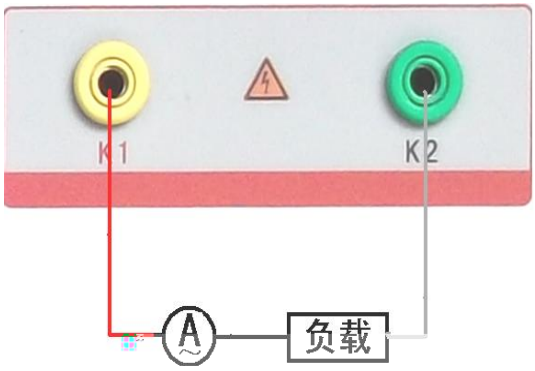

1

“ ” “ ”

2

45

“ ”

/

44

46

A * Ω / “

”

/ 44

.

M

ZII

.

50 53

1

2 CT K1/K2, S1/S2

3

4 CT

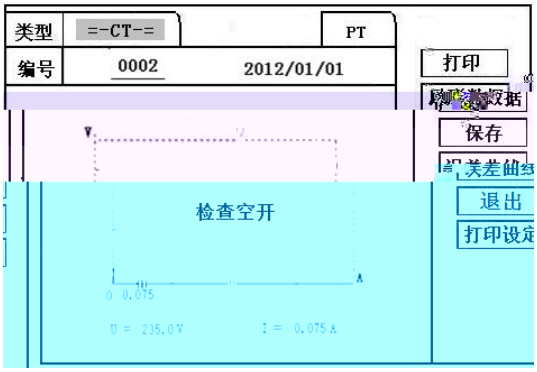

50



51

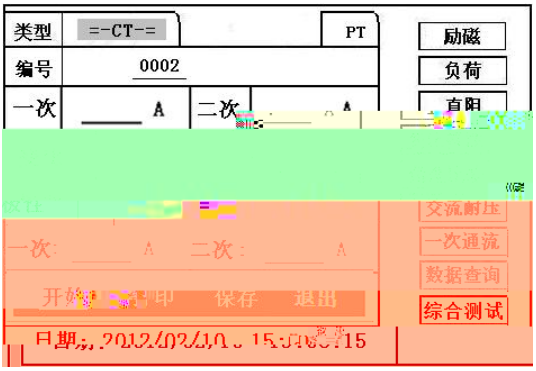

52

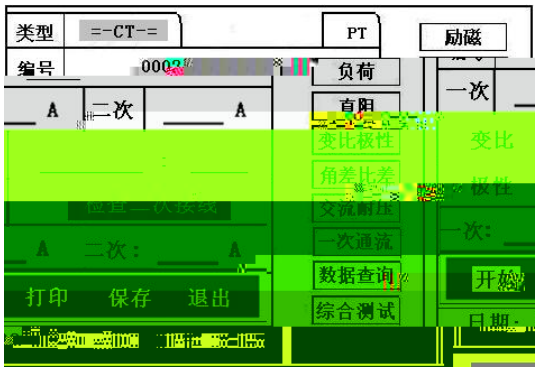

53